

ROSIE & REX

A Nose for Fun!



Bob Boyle

PAPERCRAFT

PRINT ME ON LETTER-SIZED PHOTO PAPER OR CARD STOCK.

CUT ME OUT WITH SCISSORS!

ASSEMBLE WITHOUT GLUE OR TAPE!



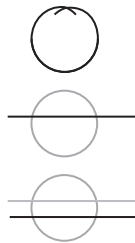
INSTRUCTIONS:

Trim out the pieces with scissors as indicated. Don't forget to cut the color-coded assembly slots in each piece. Roll the "base" piece into a loop-type shape and secure by sliding the two vertical BLACK slots into each other. (Loose ends stay INSIDE the loop.) Then insert the "background" and foreground" pieces into the base by aligning the corresponding BLUE and GREEN slots.

ABOUT THE BOOK:


Emmy Award-winning creator of the Nick Jr. preschool television series *Wow! Wow! Wubbzy!* Bob Boyle brings to life a vibrant, playful friendship story about robots, featuring Rosie and Rex. Young readers will delight in this exciting, humorous picture book in which robots meet all the fun of tea parties.

TOP VIEW PROGRESSION:




LEARN MORE ABOUT BOB BOYLE AT BOBBOYLEART.COM

Background piece: Cut out on outline of shape.



FREE!



Foreground piece: Cut out on outline of shape.



Base loop: Cut out on outline of shape.

ROSIE & REX

Rosie & Rex are property of Bob Boyle. Used with permission. ©2015. All rights Reserved.

Easy-to-build papercraft engineered by:

www.desktopgremlins.com



www.DesktopGremlins.com is your destination for free paper craft that's easy-to-build, fun to display and ultra-cool to share. Each Desktop Gremlin design has a different story, unique characteristics and extraordinary reasons to be sitting on your desk. Discover this menagerie of wonderment today!



COLLECT THEM ALL!

