
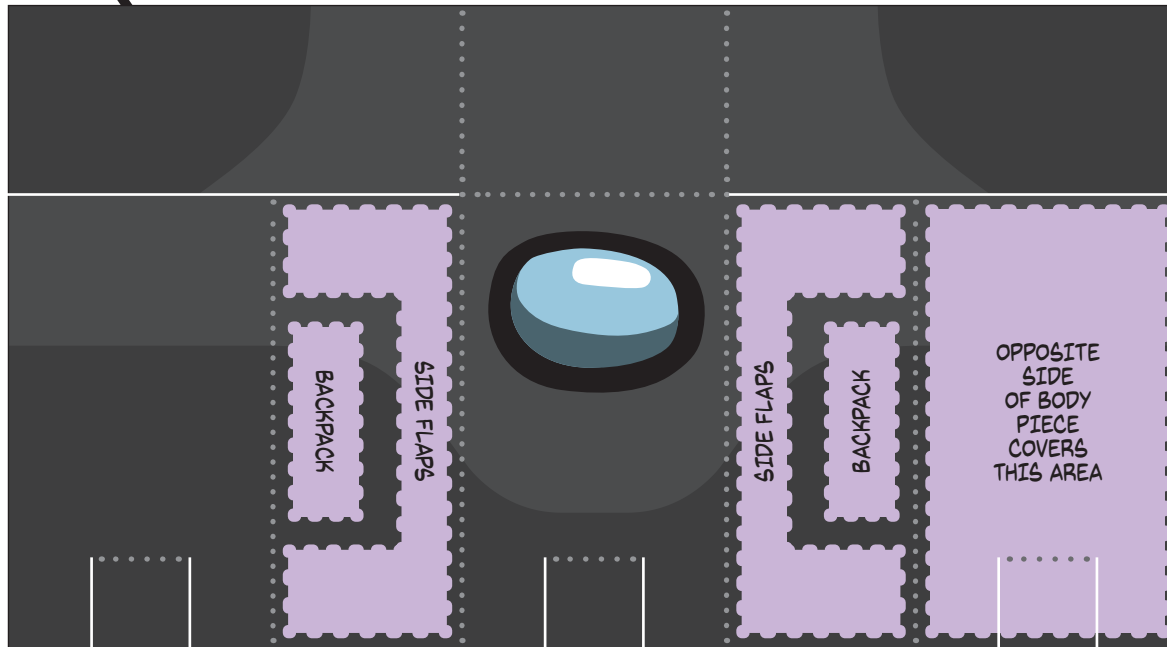


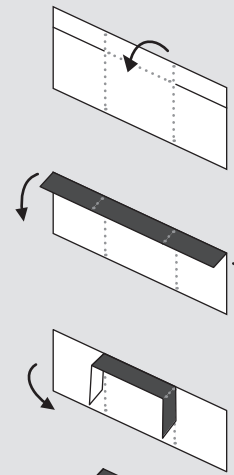
READ FIRST!

VIDEO TUTORIALS AVAILABLE ON YOUTUBE!
 CAREFULLY CUT OUT ALL THE PIECES WITH SCISSORS.
PRE-CREASE ALL FOLD LINES BEFORE APPLYING GLUE.
 DOTTED LINES ARE **MOUNTAIN FOLDS!**
 _____ WHITE LINES ARE **CUT LINES!**
 **GLUE ZONES!**

This Kooky Craftables project is "fan art." The material presented consists of my illustration and paper craft engineering but it is inspired by products and/or characters that I did not invent. Not for resale.



BACKPACK



"SUPER SUS" CRAFT TIP!

A GREAT SECRET FOR PRODUCING PERFECT FOLDS IS TO PUSH THE ROUND EDGE OF A PAPER CLIP RIGHT ON THE DOTTED LINES (USING A RULER AS A GUIDE) **BEFORE** YOU FOLD THE PAPER.

