
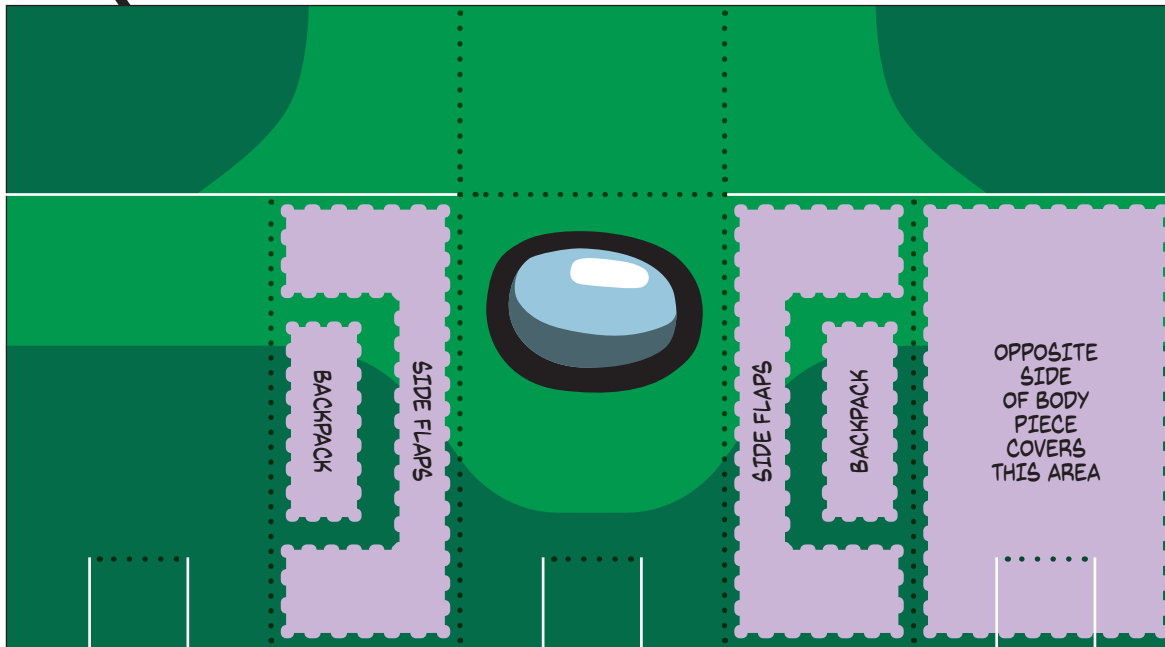


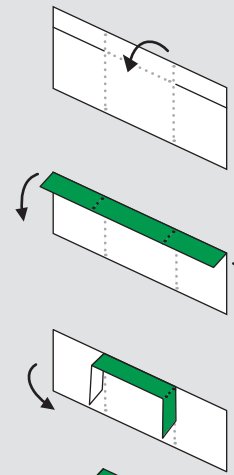
**READ FIRST!**

**VIDEO TUTORIALS** AVAILABLE ON YOUTUBE!  
 CAREFULLY CUT OUT ALL THE PIECES WITH SCISSORS.  
**PRE-CREASE** ALL FOLD LINES BEFORE APPLYING GLUE.  
 ..... DOTTED LINES ARE **MOUNTAIN FOLDS!**  
 \_\_\_\_\_ WHITE LINES ARE **CUT LINES!**  
 **GLUE ZONES!**

This Kooky Craftables project is "fan art." The material presented consists of my illustration and paper craft engineering but it is inspired by products and/or characters that I did not invent. Not for resale.



### BACKPACK



### "SUPER SUS" CRAFT TIP!

A GREAT SECRET FOR PRODUCING PERFECT FOLDS IS TO PUSH THE ROUND EDGE OF A PAPER CLIP RIGHT ON THE DOTTED LINES (USING A RULER AS A GUIDE) **BEFORE** YOU FOLD THE PAPER.



ATTACH BACKPACK TO BODY

